



STARANDDAISY


Playpen Crib



Installation and Operational Manual

for safety please read this manual carefully keep it for future reference

◆ **Part name** ◆ **Packing list**



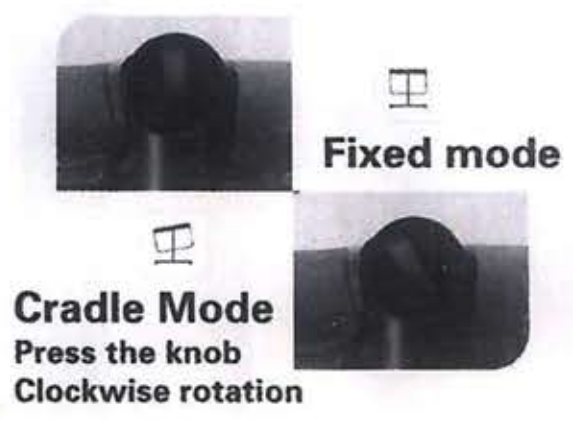
- 1. Mosquito proof awning
- 2. Bed support frame
- 3. Crib body
- 4. Wheel (* 4)
- 5. Fixing screw (* 8)

◆ **Packing list**

- Put down the second floor and turn it into a game bed
- Baby's personal game Castle



- Shaker bed two in one



- Removable hard board diaper table
Say goodbye, bend down and change diapers



- Seamless splicing king bed
be on very intimate terms with each other
Convenient care

Installation steps



Bed support



Unfolding bed



Preparing to install the base support rod



Insert the base support rod into the alignment position



The base support rod is installed



Install the wheel



Prepare the bed support




Tighten the screws to secure the bed bottom bracket



Install the mattress



Installation of mosquito proof sunshade



Mosquito proof sunshade fluffy tight sleeve covers the edge of the bed



Installation complete

WARNING!!

IMPORTANT! Read the instructions carefully and keep for future reference. The child's safety could be at risk if you do not follow these instructions

WARNING: Never leave child unattended. Always keep child in view when in baby cot.

WARNING: To avoid injury ensure that your child is kept away when unfolding and folding this product.

WARNING: Do not let your child play with this product.

WARNING: Always use the restraint system.

WARNING: The parking device shall be engaged when placing and removing the children and use the brakes whenever you stop.

WARNING: Do not use or apply accessories, replacement parts, or any components not supplied or approved by the manufacturer/distributor as they may render the stroller unsafe.

WARNING: Check that the cot body unit attachment devices are correctly engaged before using.

WARNING: Ensure that all the locking devices are engaged before use.

WARNING: Any load attached to the handle affects the stability of the stroller.

WARNING: Only one child for one cot. Do not use this item for more occupants than the number established by the manufacturer.

WARNING: This product is not suitable for running or skating.

WARNING: Check that the seat unit attachment devices are correctly engaged before use.

WARNING: When folding, unfolding or adjusting before using stroller, keep child away from moving parts.

WARNING: Any load attached to the handle and/or on the back of the backrest and/or on the sides of the vehicle will affect the stability of the vehicle.

WARNING: Never fold the cot, not even partly, when your child is in it.

The product must be assembled by an adult.

Never use the cot if any part of it is damaged or any component is missing.

Do not allow children to play with or hang onto the cot.

This product requires regular maintenance by the user.

ROUTINE MAINTENANCE:

Please give the product regular check and maintenance for avoiding accidental injury.

- 1) Clean the fabric parts with a damp sponge and neutral detergent. Please refer to the product's care label.
- 2) Routinely wipe clean plastic parts with a soft damp cloth.
- 3) Always dry the metal parts to prevent the formation of rust if the stroller has come into contact with water.

The package contains important information, please keep it.



STARANDDAISY

Premium Babycare Products



Scan me for Installation Video



+91-9872399399



care@staranddaisy.in



www.staranddaisy.in